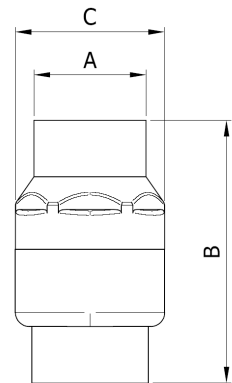
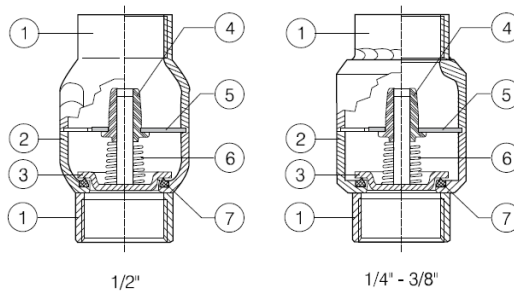


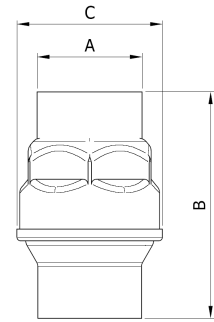
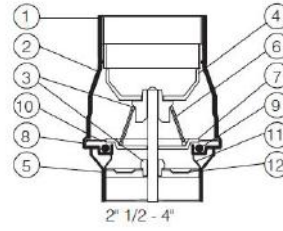
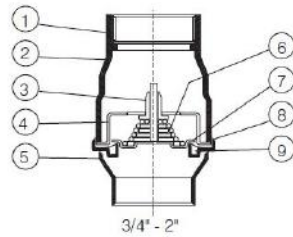
ARTICULO: 2440 **Válvula de Retención a disco extremos roscados** ***Disk Check valve, threaded ends***

Características
1. Válvula de retención a disco guiado.
2. Construcción en Ac. Inox. 1.4301 (AISI 304).
3. Asiento de FPM (Viton).
4. Extremos roscados según ISO 228-1.
5. Soldadura a TIG sin aporte de material.
6. Presión de apertura Min. 0.025 Bar / Max. 0.035 Bar.
7. Presión de trabajo máxima 16 bar.
8. No recomendada para fluidos que produzcan excesivas vibraciones (aire, gas, vapor,...).
9. No apta para uso en vacío.
10. Temperatura de trabajo -20 °C + 150 °C.

Features
1. Guided Disk Check valve.
2. Made of Stainless Steel 1.4301 (AISI 304).
3. FPM seat (Viton).
4. Threaded ends according to ISO 228-1.
5. TIG welding without any additional material.
6. Opening pressure Min. 0.025 Bar / Max. 0.035 Bar.
7. Max. Working pressure 16 bar.
8. Not recommended for fluids that produce excessive vibrations (air, gas, steam,...).
9. Not suitable for use in vacuum.
10. Working temperature -20 °C + 150 °C.



Nº	Denominación / Name	Material	Acabado Superficial / Surface Treatment
1	Terminal Roscado / Threaded ends	Acero Inox AISI 304 / SS 304	-----
2	Cuerpo / Body	Acero Inox. / Stainless Steel 1.4301 (AISI 304)	-----
3	Disco / Disc	Acero Inox. / Stainless Steel 1.4301 (AISI 304)	-----
4	Buje guía / Guide Bush	PTFE	-----
5	Soporte Buje guía / Guide Bush Support	Acero Inox. / Stainless Steel 1.4301 (AISI 304)	-----
6	Resorte / Spring	Acero Inox AISI 304 / SS 304	-----
7	Asiento / Seal ring	FPM	-----

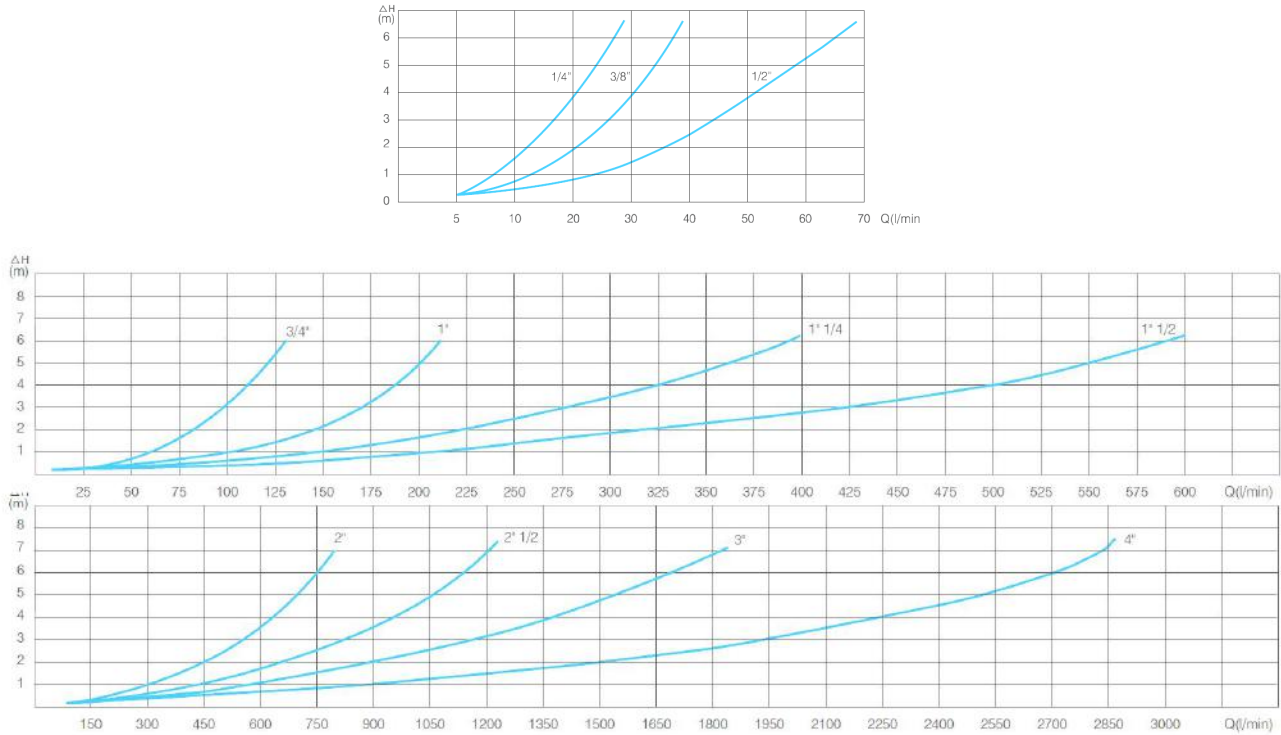


Nº	Denominación / Name	Material	Acabado Superficial / Surface Treatment
1	Terminal Roscado / Threaded ends	Acero Inox. / Stainless Steel 1.4301 (AISI 304)	-----
2	Cuerpo / Body	Acero Inox. / Stainless Steel 1.4301 (AISI 304)	-----
3	Buje guía / Guide Bush	PTFE	-----
4	Soporte Buje guía / Guide Bush Support	Acero Inox. / Stainless Steel 1.4301 (AISI 304)	-----
5	Terminal Roscado / Threaded ends	Acero Inox. / Stainless Steel 1.4301 (AISI 304)	-----
6	Resorte / Spring	Acero Inox AISI 304 / SS 304	-----
7	Disco / Disc	Acero Inox. / Stainless Steel 1.4301 (AISI 304)	-----
8	Alojamiento Asiento/ Seal ring Housing	Acero Inox. / Stainless Steel 1.4301 (AISI 304)	-----
9	Asiento / Seal ring	FPM	-----
10	Anillo de asiento / Seal Ring retainer	Acero Inox. / Stainless Steel 1.4301 (AISI 304)	-----
11	Soporte de Asiento / Seal ring Support	Acero Inox. / Stainless Steel 1.4301 (AISI 304)	-----
12	Guía Inferior / Outlet side guide	Acero Inox. / Stainless Steel 1.4301 (AISI 304)	-----

DIMENSIONES GENERALES / GENERAL DIMENSIONS

Ref	Medida / Size	PN	Dimensiones / Dimensions (mm)			Peso / Weight (Kg)
			A	B	C	
2440 02	1/4"	16	18	55	32	0.094
2440 03	3/8"	16	20	55	32	0.091
2440 04	1/2"	16	25	55	32	0.093
2440 05	3/4"	16	30	67	44	0.129
2440 06	1"	16	36	83	53	0.191
2440 07	1 1/4"	16	45	97	62	0.281
2440 08	1 1/2"	16	51	115	78	0.388
2440 09	2"	16	63	121	89	0.704
2440 10	2 1/2"	16	80	141	113	1.425
2440 11	3"	16	93	164	132	2.085
2440 12	4"	16	120	191	167	3.415

DIAGRAMA DE PÉRDIDAS DE CARGA / HEAD LOSSES DIAGRAM



CURVA PRESIÓN TEMPERATURA / PRESSURE TEMPERATURE RATING

