



## Solenoid valve 3/2 way N.C. Direct acting

46303

### PRESENTATION:

Direct acting S.V. for interception of fluids compatible with the construction materials.

Minimum operational pressure is not required.

The materials used and the tests carried out ensure maximum reliability and duration.

**USE:** Automation  
 Heating

**PIPES:** G 1/4

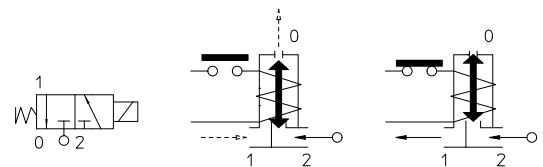
**COILS:** 8W - Ø 13  
 BDA - BDS - BSA 155°C (class F)  
 BDF - BDV 180°C (class H)

**MOULDING AND BOBBIN ARE MADE BY 100% VIRGIN MATERIAL.**

Ambient temperature:  
 with coil class F - 10°C + 60°C  
 with coil class H - 10°C + 80°C



Gasket	Temperature	Medium
V=FKM (fluoroelastomer)	- 10°C + 140°C	Mineral oils (2°E), gasoline gas oil, fuel oils (7°E)

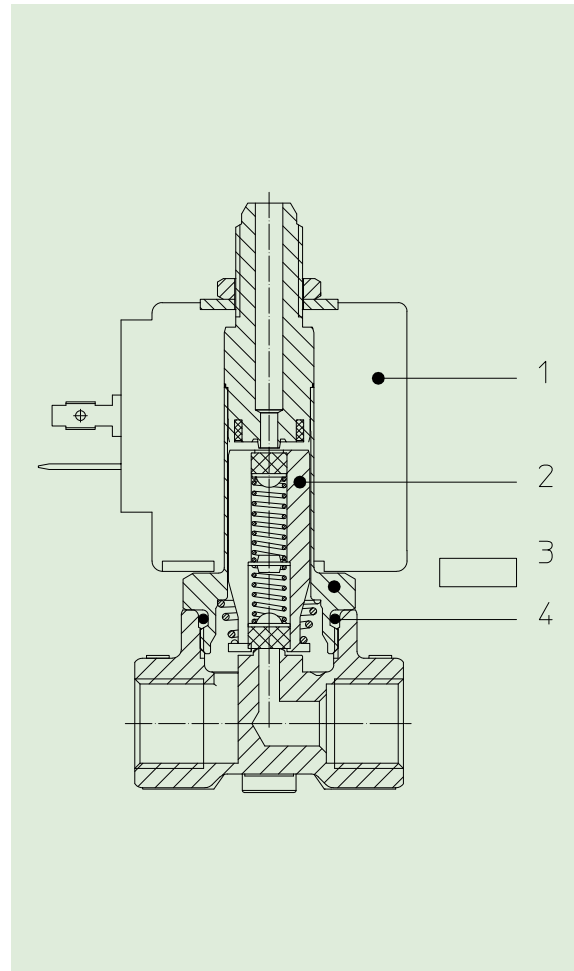


Pipe ISO 228/1	Code	Max viscosity		Ø mm	Kv l/mn	Power (watt)	Pressure		
		cSt	°E				min bar	M.O.P.D. AC bar DC bar	
G 1/4	46303	53	~ 7	3*	4	8	0	5	5

### Note

\* 3rd way exhaust= Ø 2,5 mm

The "ODE" reserves the right to carry out technical and aesthetic modifications without prior notification.



**MATERIALS :**

<b>Body</b>	Stainless steel AISI 316
<b>Armature tube</b>	Stainless steel AISI series 300
<b>Fixed core</b>	Stainless steel AISI series 400
<b>Plunger</b>	Stainless steel AISI series 400
<b>Phase displacement ring</b>	Gold plated copper
<b>Spring</b>	Stainless steel AISI series 300
<b>Seal</b>	V=FKM
<b>Orifice</b>	Stainless steel AISI 316

**On request:**

<b>Connector</b>	Pg 9 or Pg 11
<b>Connector conformity</b>	ISO 4400

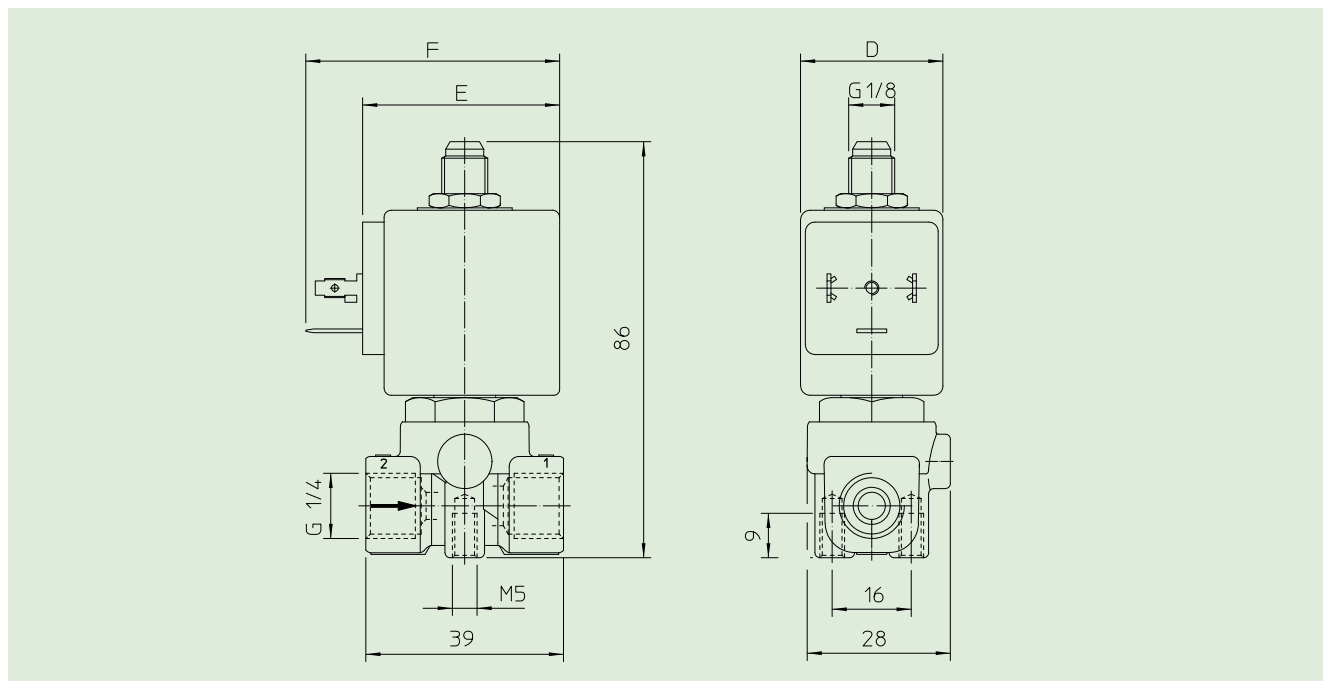
**FEAUTURES:**

<b>Electrical conformity</b>	IEC 335
<b>Protection degree</b>	IP 65 EN 60529 (DIN 40050) with coil fitted by connector.

**SPARE PARTS:**

- 1. Coil:**  
See coils list
- 2. Complete plunger:**  
Code R45865/V
- 3. Complete armature tube:**  
Code R450864/D
- 4. Gasket O-Ring:**  
Code R990000/V

**DIMENSIONS:**



COIL TYPE	POWER ABSORPTION			DIMENSIONS		
	W ---	Hold VA ~	Inrush VA ~	D mm	E mm	F mm
L	5	10	15	22	27,5	39,5